

Bosch Fuel Filters for Gasoline and Diesel Engines

Features & Benefits

Multilayered filter media with 99% efficiency** High efficiency in filtering out particles to protect the fuel injection system and engine

High dirt holding capacity of 15 grams*** Designed to protect fuel systems and engine by trapping and holding more harmful particles

Precise, reliable fuel filter connections 100% fuel filtration


Robust aluminum-, plastic- or surface-treated steel filter housing Designed to withstand high pressure thus offering a longer fuel filter service life

**Test based upon SAE J905 at 0.7 bar on 77041WS

*** Test based upon SAE J905 on 77041WS

Bosch Fuel Filters prolong engine life

Bosch uses premium quality materials, modern production methods and expertise about the injection system to engineer fuel filters. Fuel filter replacement at manufacturer-specified intervals will maintain high performance and prolong the life of the engine. Avoid inconvenient breakdowns and costly repairs by replacing the current fuel filter with a quality Bosch Fuel Filter.



boschautoparts.com



BOSCH is a trademark licensed by Robert Bosch GmbH and/or its affiliated entities. ©2017 Robert Bosch LLC, USA. All rights reserved.
17032122 RevA



Fuel Filters



Protect your engine with Bosch Fuel Filters

Replaceable fuel filters are used in over 130 million vehicles on the road today. Bosch Fuel Filters help to protect the most expensive parts of the engine by filtering out foreign particles that can damage a fuel injector resulting in erratic performance, poor gas mileage and in some cases, complete engine shutdown. Even the smallest particles can cause considerable wear and tear to an engine. Protecting the fuel system and the engine from harmful particles, helps to prolong the life of your vehicle. A Bosch Fuel Filter is one of the best ways to ensure dependable and trouble-free performance.



Gasoline Fuel Filters

Changing gasoline filters regularly according to vehicle manufacturer's specifications can avoid power loss of the engine, prevent impairment or interruption of the fuel supply and fuel pump, and decrease wear on your engine.

Diesel Fuel Filters

The Diesel fuel filter protects the injection system and the engine against particles such as water, dirt and other residue in the fuel that can be harmful for the important components of the fuel system. To ensure engine protection, Bosch Diesel Fuel Filters filter down to as low as 6.5 microns* which means Bosch Diesel Fuel Filters will help prolong the life of the engine.

*Unless specified differently by OE

Inline and Cartridge Fuel Filters

Bosch engineers two types of fuel filters, depending on the type of vehicle being serviced. Consult vehicle owner's manual before you change your fuel filter to ensure the correct one is chosen.


Inline Fuel Filter

These fuel filters are positioned between the fuel tank, fuel injectors and the fuel line. Various connections (dependent on the filter) are attached or are designed to trap and hold particles from entering the fuel system and engine.



Cartridge Fuel Filter

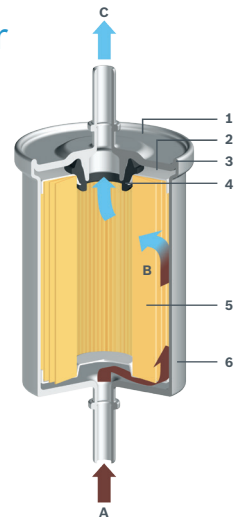
A cartridge-style fuel filter is positioned inside a protective housing of the fuel system. Depending on the application, this housing can be positioned anywhere from the fuel pump or near the fuel tank. The filter media pleats are exposed and used to trap and hold harmful particles.



Gasoline Fuel Filter

Design and operation of gasoline filters

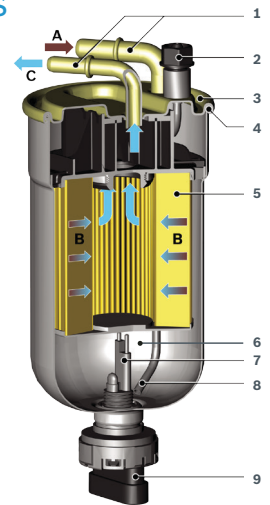
1. Filter cover
 2. Supporting plate
 3. Internally welded edge
 4. Sealing ring
 5. Filter medium
 6. Pressure-resistant filter housing
- A. Inflow of contaminated gasoline
B. Filtration of the gasoline
C. Clean gasoline is conducted to engine



Diesel Fuel Filters

Design and operation of filter exchange boxes

1. Hose connection
 2. Water drain
 3. Filter cover
 4. Double beading
 5. Multilayer filter medium
 6. Water accumulation chamber
 7. Water sensor
 8. Water drain tube
 9. Electrical connector for water sensor
- A. Inflow of contaminated diesel
B. Dirt and water filtration of the diesel
C. Clean diesel is conducted to engine



Design and operation of diesel line filters

1. Sealing
 2. Fitting flange
 3. Double beading
 4. Multilayer filter medium
 5. Water chamber
 6. Water drain screw
- A. Inflow of contaminated diesel
B. Dirt and water filtration of the diesel
C. Cleaned diesel is conducted to engine

